

Name: Class:



Identify shape traced from solid

Color the correct answer.

Color the correct answer.

From this shape can you trace a circle ?

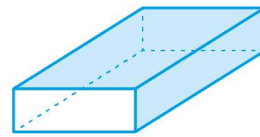


yes

or

no

From this shape can you trace a square ?

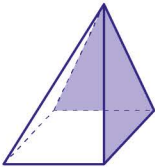


yes

or

no

From this shape can you trace a rectangle ?

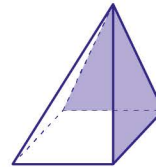


yes

or

no

From this shape can you trace a square ?

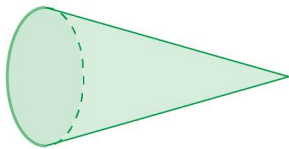


yes

or

no

From this shape can you trace a circle ?

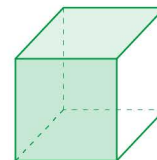


yes

or

no

From this shape can you trace a square ?

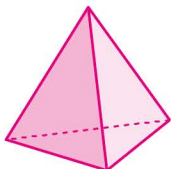


yes

or

no

From this shape can you trace a triangle ?

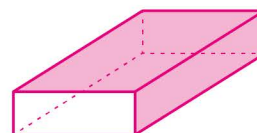


yes

or

no

From this shape can you trace a rectangle ?



yes

or

no

Name: Class:



Identify shape traced from solid

Color the correct answer.

Color the correct answer.

From this shape can you trace a circle ?

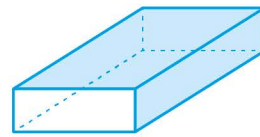


yes

or

no

From this shape can you trace a square ?

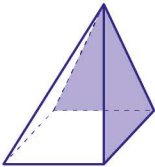


yes

or

no

From this shape can you trace a rectangle ?

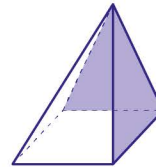


yes

or

no

From this shape can you trace a square ?

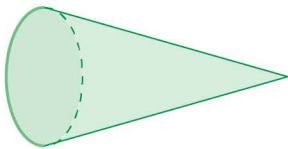


yes

or

no

From this shape can you trace a circle ?

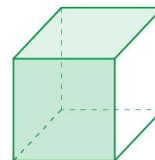


yes

or

no

From this shape can you trace a square ?

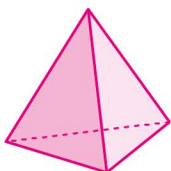


yes

or

no

From this shape can you trace a triangle ?

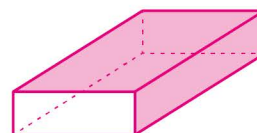


yes

or

no

From this shape can you trace a rectangle ?



yes

or

no