

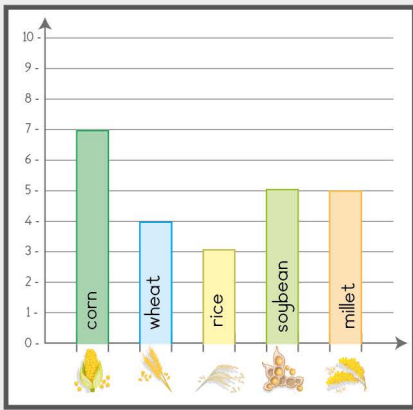
Name: Class:

Data and graph: Which bar graph is correct ?

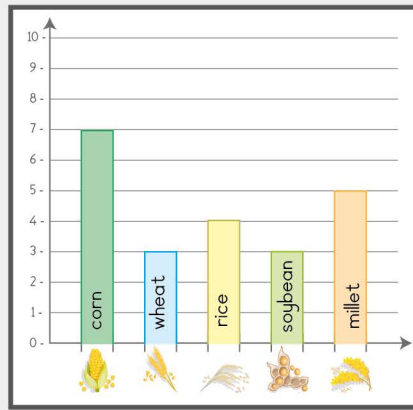
- Mummy Francka went to the market and bought cereals in packets such as: 7 packets of corn, 3 packets of soybean, 5 packets of millet, 3 packets of wheat and 4 packets of rice. (Frame the correct bar graph)



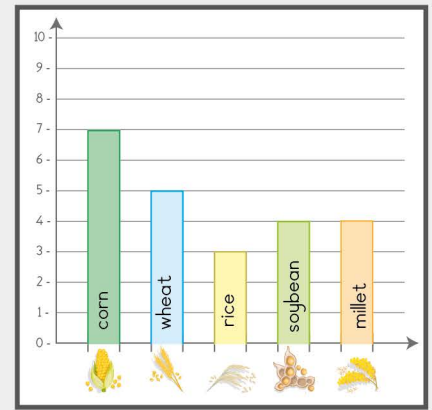
1st graph



2nd graph



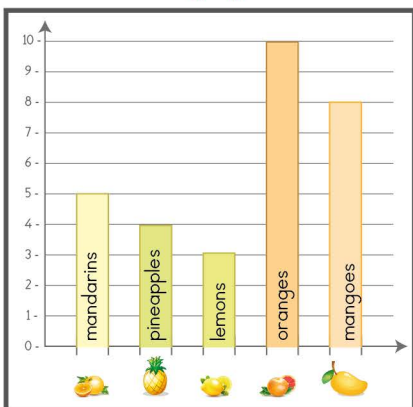
3rd graph



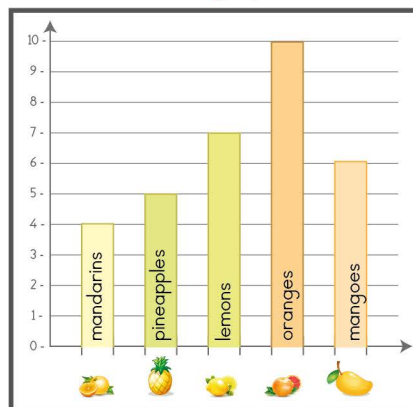
- Eliane and her junior brother Ethan went to the market to buy fruits to make a cocktail juice as a surprise to their parents this evening. They bought 8 mangoes, 10 oranges, 4 pineapples, 5 mandarins and 3 lemons. Amongst the graphs below, frame the one that match to their purchases.



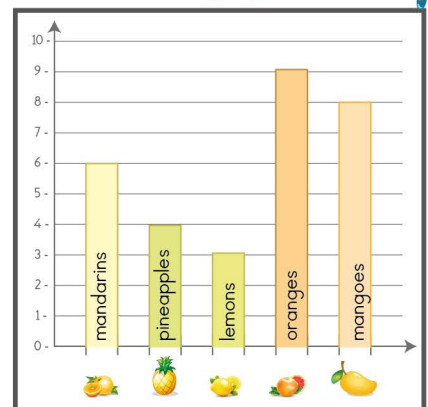
1st graph



2nd graph



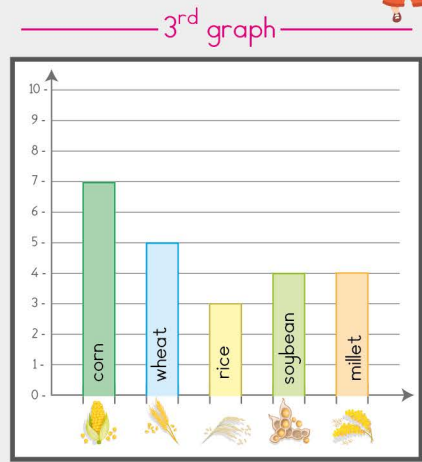
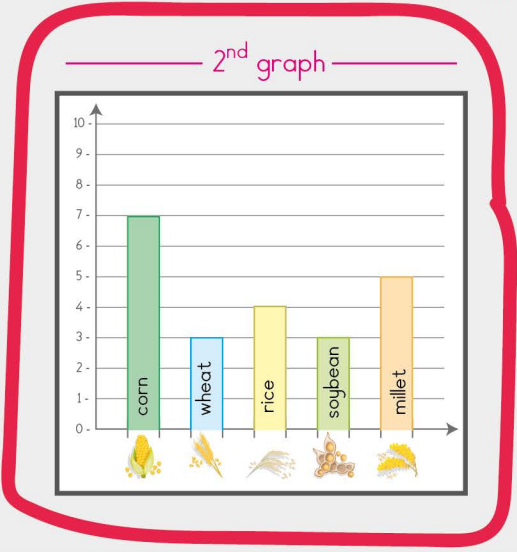
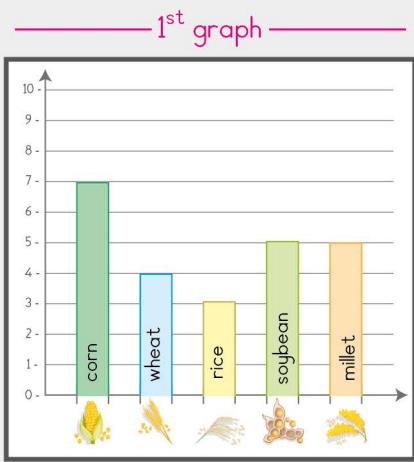
3rd graph



Name: Class:

Data and graph: Which bar graph is correct ?

- Mummy Francka went to the market and bought cereals in packets such as: 7 packets of corn, 3 packets of soybean, 5 packets of millet, 3 packets of wheat and 4 packets of rice. (Frame the correct bar graph)



- Eliane and her junior brother Ethan went to the market to buy fruits to make a cocktail juice as a surprise to their parents this evening. They bought 8 mangoes, 10 oranges, 4 pineapples, 5 mandarins and 3 lemons. Amongst the graphs below, frame the one that match to their purchases.

