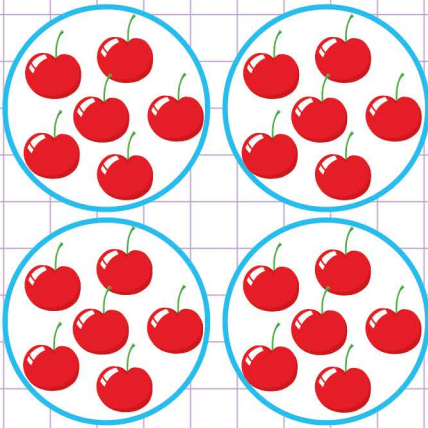


Name: Class:

Equal groups multiplication

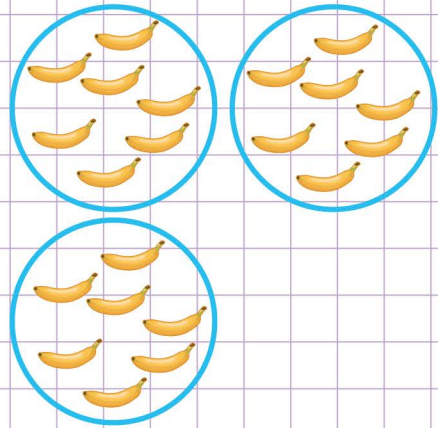
Complete the sentences below to describe each model.

1.



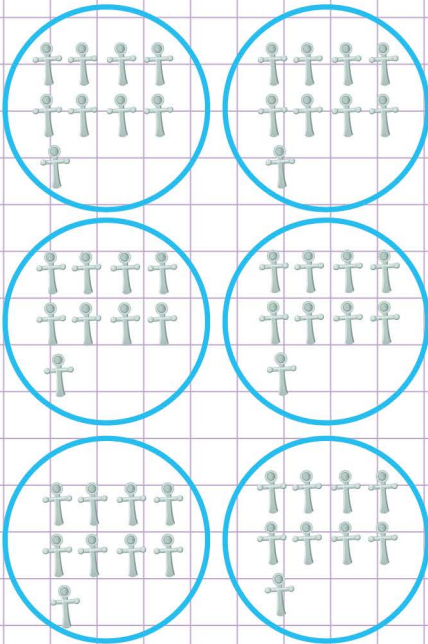
The model has _____ equal groups with _____ apples in each group.

2.



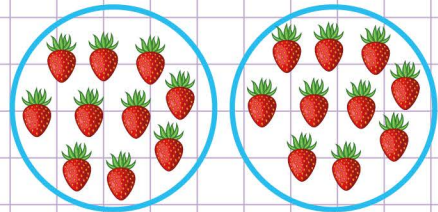
The model has _____ equal groups with _____ bananas in each group

3.



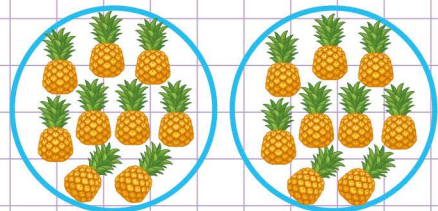
The model has _____ equal groups with _____ crosses in each group.

4.



The model has _____ equal groups with _____ cherries in each group

5.



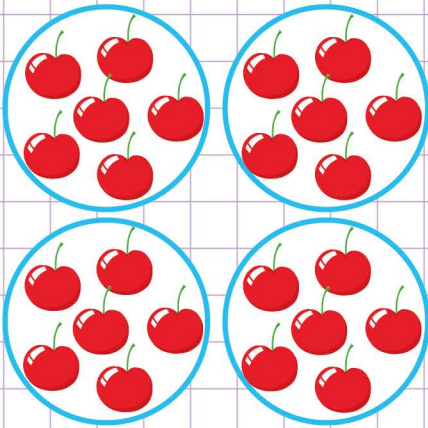
The model has _____ equal groups with _____ pineapples in each group

Name: Class:

Equal groups multiplication

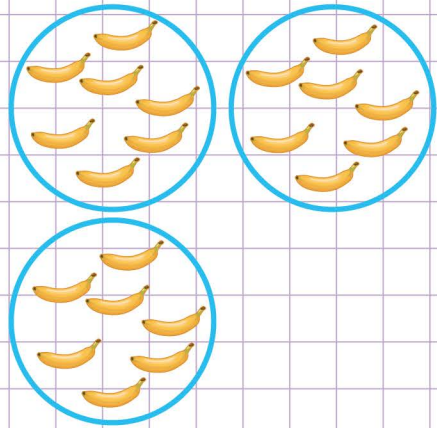
Complete the sentences below to describe each model.

1.



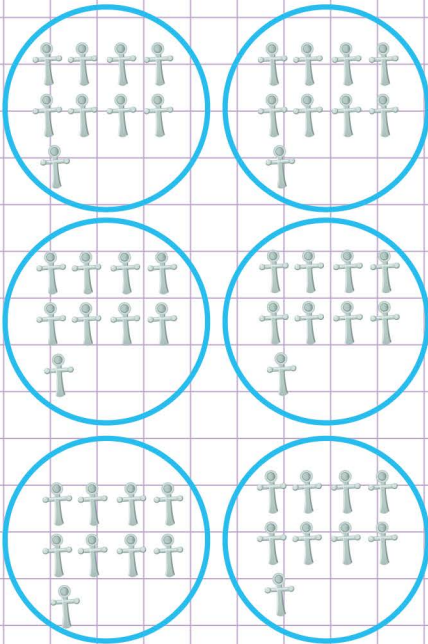
The model has 4 equal groups with 6 apples in each group.

2.



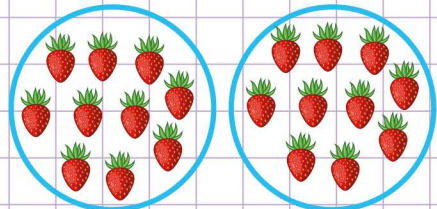
The model has 3 equal groups with 7 bananas in each group

3.



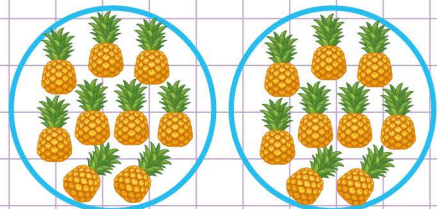
The model has 6 equal groups with 9 crosses in each group.

4.



The model has 2 equal groups with 10 cherries in each group

5.



The model has 2 equal groups with 9 pineapples in each group