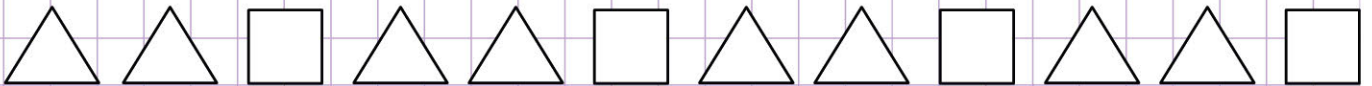


Name: Class:

How to complete a repeating pattern of shapes

Complete the following repeating patterns below.

1.



Let's first of all find the pattern.



Notice that, this pattern repeats over and over in the same order.

So, if you look closely, you'll see that the next missing repeating pattern is




Therefore, the complete pattern is




2.



3.



4.



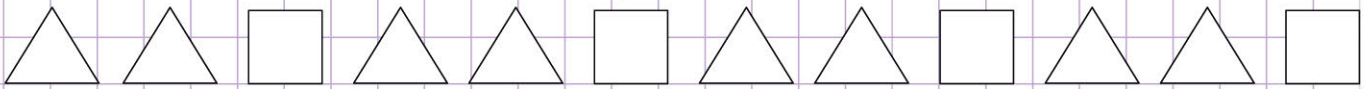
Name: Class:



How to complete a repeating pattern of shapes

Complete the following repeating patterns below

1.

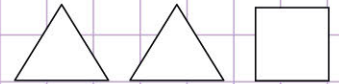


Let's first of all find the pattern.



Notice that, this pattern repeats over and over in the same order.

So, if you look closely, you'll see that the next missing repeating pattern is



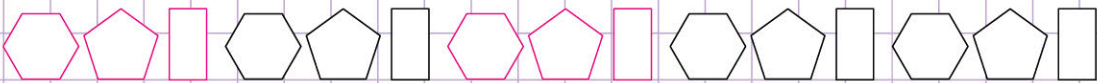

Therefore, the complete pattern is



2.



3.



4.

