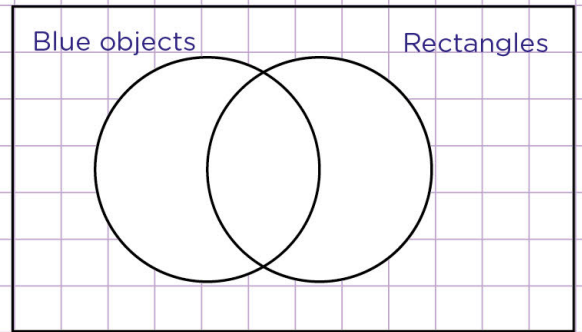
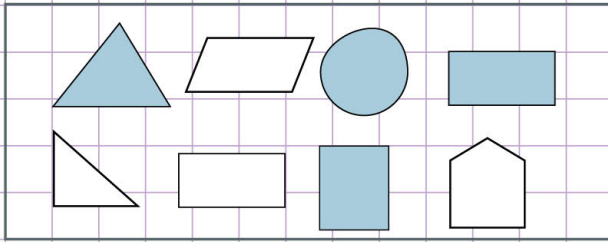


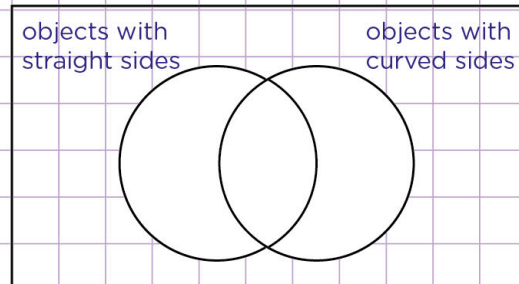
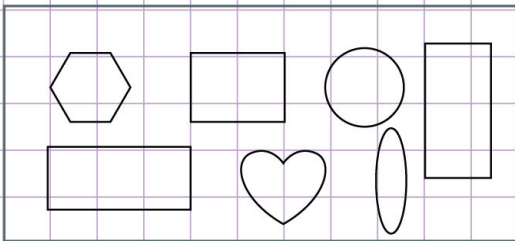
Name: ..... Class: .....

How to sort shapes into a venn diagram

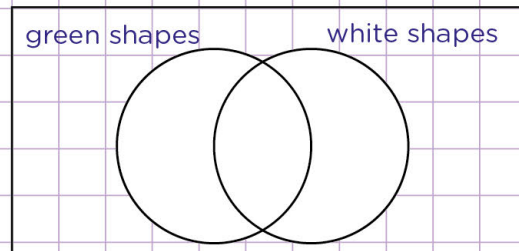
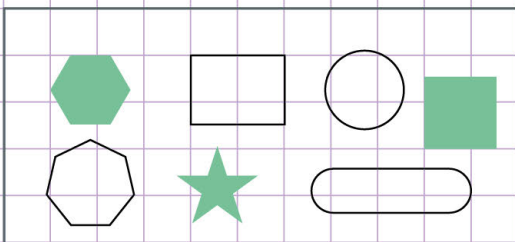
1. Sort the following shapes into the venn diagram below.



2. Sort the following shapes into the venn diagram below.



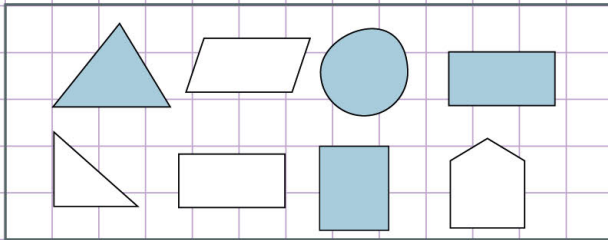
3. Sort the following shapes into the venn diagram below.



Name: ..... Class: .....

How to sort shapes into a venn diagram

1. Sort the following shapes into the venn diagram below.

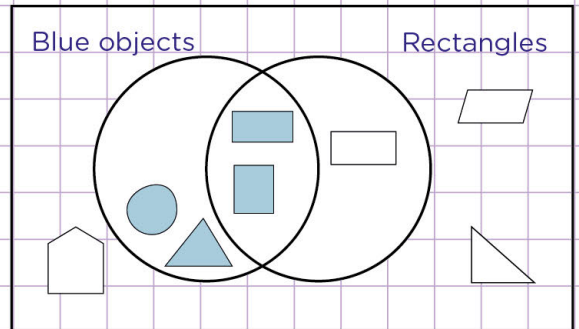


Let's first of all place all the blue objects inside the set "blue objects"

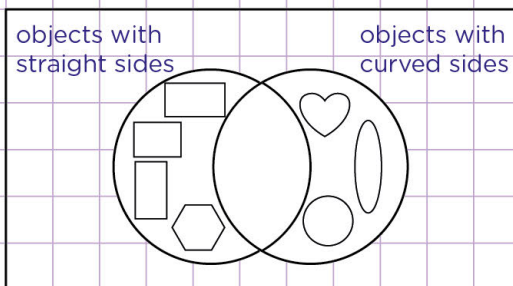
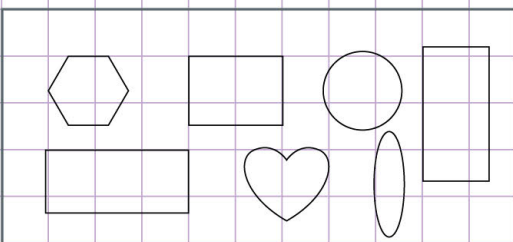
Secondly, let's place the rectangles inside the set "rectangles"

Thirdly, you see that, we have blue rectangles under the set "blue objects" and under the set "rectangles". So, let's place these blue rectangles in the overlapped section.

Finally, let's place the two objects that are neither blue nor rectangles outside the sets (universal set)



2. Sort the following shapes into the venn diagram below.



3. Sort the following shapes into the venn diagram below.

