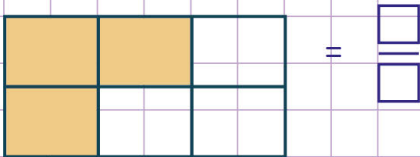


Name: Class:

Understand fraction as area models

Write fraction for the area models in the problems below.

Example:



Let's first of all count the parts of the area model

There are 6 equal parts.

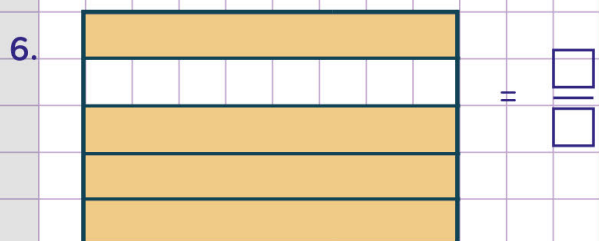
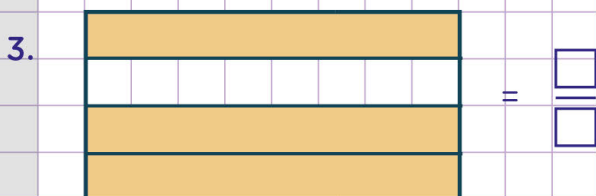
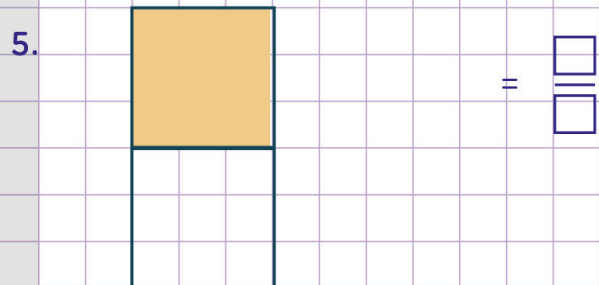
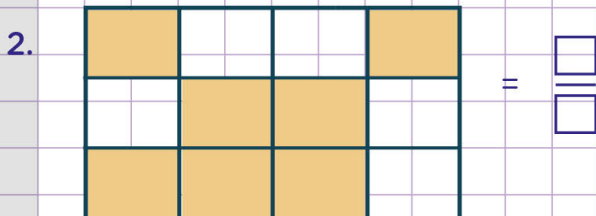
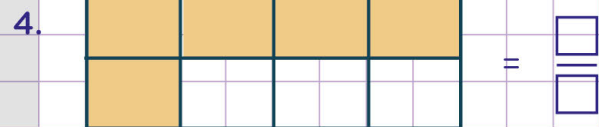

Secondly, let's count the shaded parts in the area model,

There are 3 shaded parts.

Finally, let's conclude.

Since three parts of the 6 equal parts are shaded, it implies that three - sixth of the area model is shaded.

So, three - sixth in fraction form is $\frac{3}{6}$

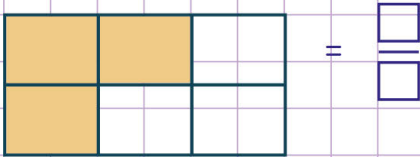


Name: Class:

Understand fraction as area models

Write fraction for the area models in the problems below.

Example:



Let's first of all count the parts of the area model

There are 6 equal parts.

Secondly, let's count the shaded parts in the area model,

There are 3 shaded parts.

Finally, let's conclude.

Since three parts of the 6 equal parts are shaded,

it implies that three - sixth of the area model is shaded.

So, three - sixth in fraction form is $\frac{3}{6}$

