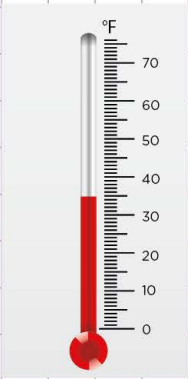


Name: Class:

How to read a thermometer

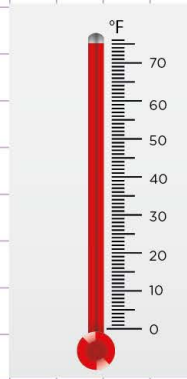
Tick the correct temperatures shown by the thermometers below.

1.



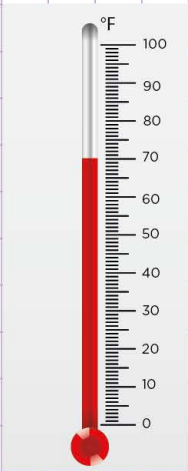
- 30°F
- 50°F
- 35°F
- 0°F

4.



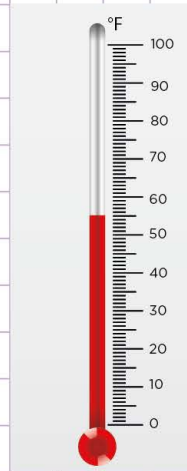
- 60°F
- 70°F
- 65°F
- 75°F

2.



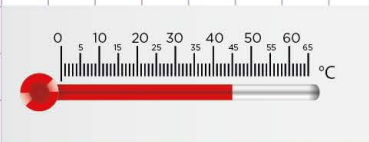
- 70°F
- 100°F
- 65°F
- 10°F

5.



- 45°F
- 55°F
- 75°F
- 65°F

3.



- 0°C
- 50°C
- 35°C
- 45°C

6.



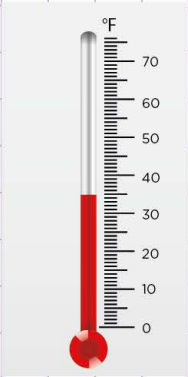
- 15°C
- 25°C
- 30°C
- 40°C

Name: Class:

How to read a thermometer

Tick the correct temperatures shown by the thermometers below.

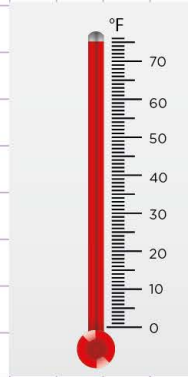
1.



To read a thermometer, let's find the mark where the coloured part ends and read the number on that mark. You see that the coloured part ends at 33°F, So, the temperature is 35°F

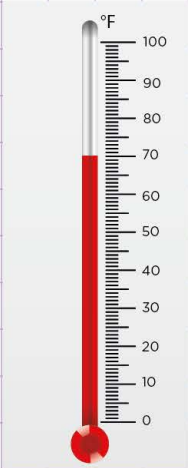
- 35°F 0°F

4.



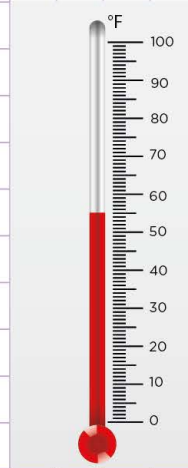
- 60°F 70°F
 65°F 75°F

2.



- 70°F 100°F
 65°F 10°F

5.



- 45°F 55°F
 75°F 65°F

3.



- 0°C
 50°C
 35°C
 45°C

6.



- 15°C
 25°C
 30°C
 40°C