

Name: ..... Class: .....

How to create figures with a given area



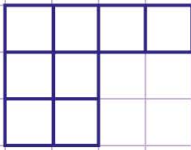
<p><b>1.</b> Create any figure with an area of 8 square units using the grid below.</p>	<p><b>2.</b> Create any figure with an area of 19 square units using the grid below.</p>
<p><b>3.</b> Create any figure with an area of 12 square units using the grid below.</p>	<p><b>4.</b> Create any figure with an area of 32 square units using the grid below.</p>
<p><b>5.</b> Create any figure with an area of 24 square units using the grid below.</p>	<p><b>6.</b> Create any figure with an area of 48 square units using the grid below.</p>

Name: ..... Class: .....


How to create figures with a given area



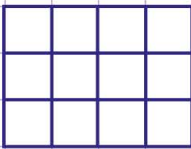
1. Create any figure with an area of 8 square units using the grid below.




2. Create any figure with an area of 19 square units using the grid below.



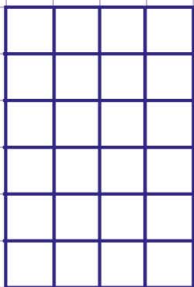
3. Create any figure with an area of 12 square units using the grid below.




4. Create any figure with an area of 32 square units using the grid below.



5. Create any figure with an area of 24 square units using the grid below.



6. Create any figure with an area of 48 square units using the grid below.



NB: These are some examples of the figures required. You can provide different shapes.