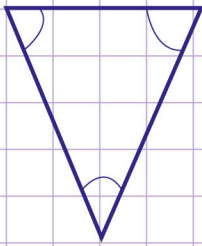


Name: Class:

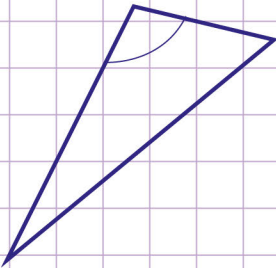
Acute, obtuse, and right triangles

Identify the triangles below as either acute, right or obtuse triangles.

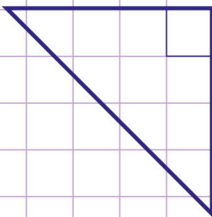
1.



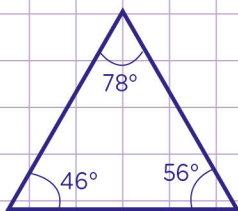
2.



3.



4.

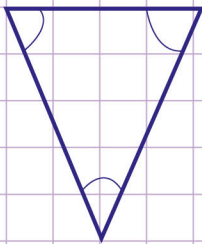


Name: Class:

Acute, obtuse, and right triangles

Identify the triangles below as either acute, right or obtuse triangles.

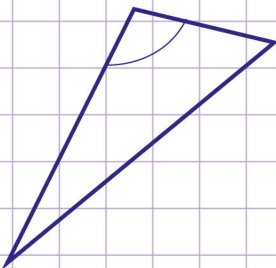
1.



Look at the triangle. All the marked angles are less than 90°
So, this is an Acute triangle

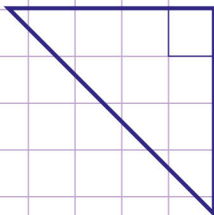


2.



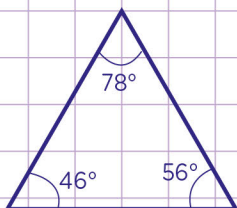
Look at the triangle. The marked angle is greater than 90°
So, this is an obtuse triangle

3.



Look at the triangle. The marked angle is 90°
So, this is a right triangle

4.



Look at the triangle. The marked angles are less than 90°
So, this is an acute triangle

