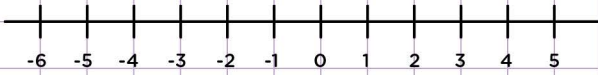


Name: ..... Class: .....

Graph inequalities on number lines

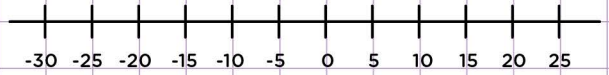
Graph the inequality below on the number line.

$$t < 1$$




Graph the inequality below on the number line.

$$x \geq -20$$



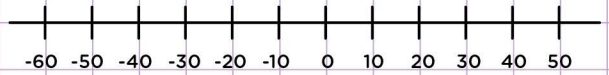
Graph the inequality below on the number line.

$$w \leq 4$$



Graph the inequality below on the number line.

$$x \geq -50$$



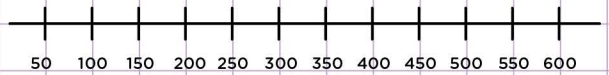
Graph the inequality below on the number line.

$$x > 15$$



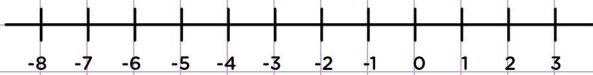
Graph the inequality below on the number line.

$$x > 100$$



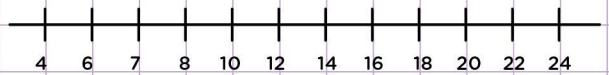
Graph the inequality below on the number line.

$$x \geq -6$$



Graph the inequality below on the number line.

$$u \geq 16$$

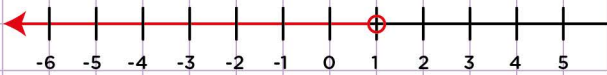


Name: ..... Class: .....

Graph inequalities on number lines

Graph the inequality below on the number line.

$$t < 1$$



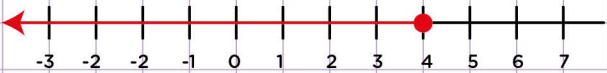
Graph the inequality below on the number line.

$$x \geq -20$$



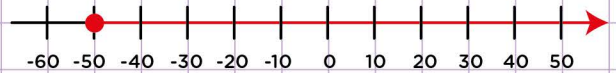
Graph the inequality below on the number line.

$$w \leq 4$$



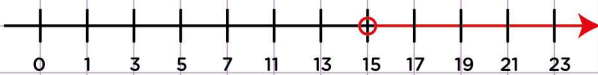
Graph the inequality below on the number line.

$$x \geq -50$$



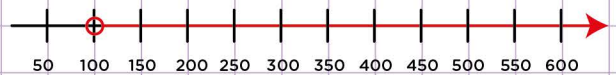
Graph the inequality below on the number line.

$$x > 15$$



Graph the inequality below on the number line.

$$x > 100$$



Graph the inequality below on the number line.

$$x \geq -6$$



Graph the inequality below on the number line.

$$u \geq 16$$

